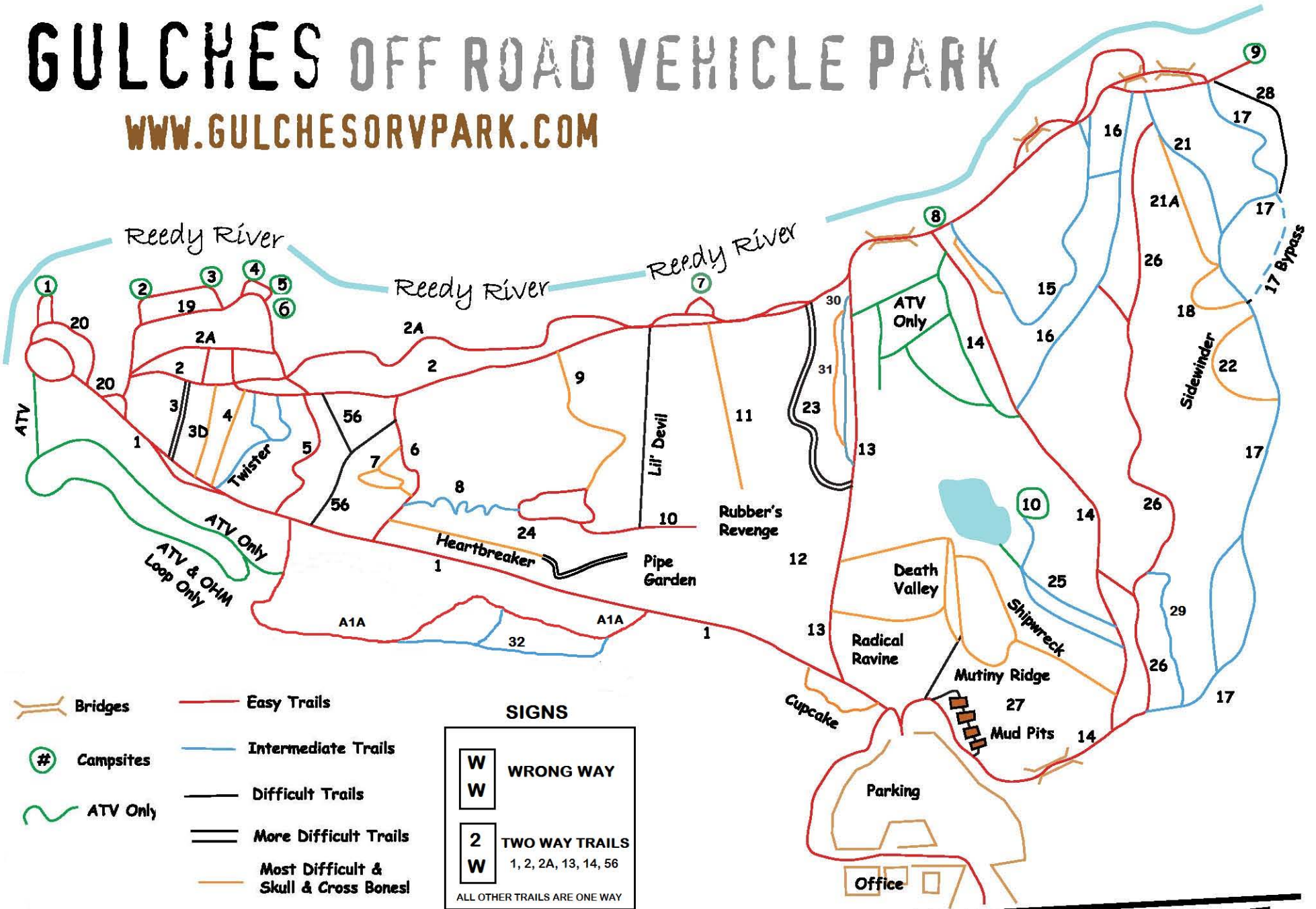










GULCHES OFF ROAD VEHICLE PARK

WWW.GULCHESORVPARK.COM



-  Bridges
-  Campsites
-  ATV Only
-  Easy Trails
-  Intermediate Trails
-  Difficult Trails
-  More Difficult Trails
-  Most Difficult & Skull & Cross Bones!

SIGNALS

W	WRONG WAY
W	
2	TWO WAY TRAILS 1, 2, 2A, 13, 14, 56
W	

ALL OTHER TRAILS ARE ONE WAY



GOT STUCK? CALL SKIP AT (864) 449-5698

MAP LAST UPDATED: JULY, 2010